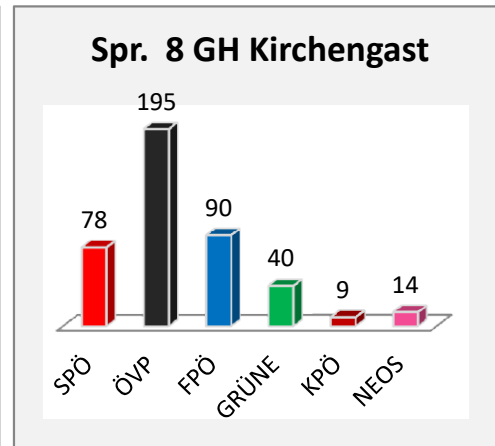
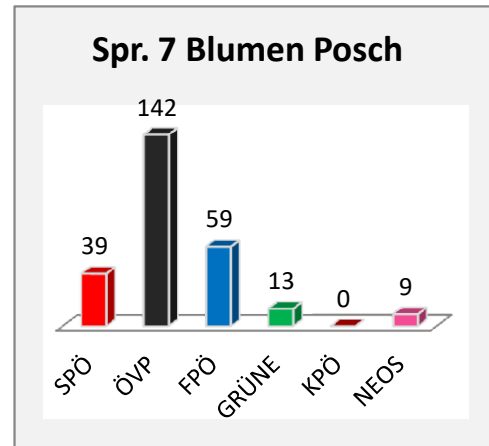
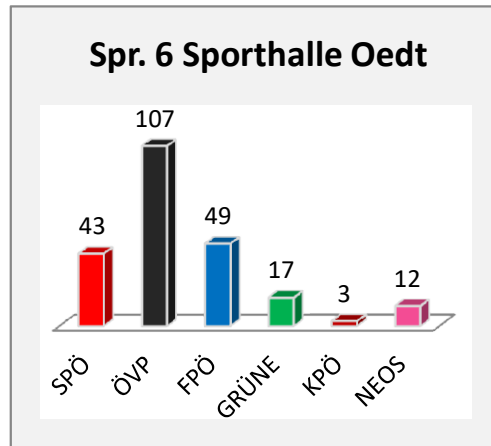
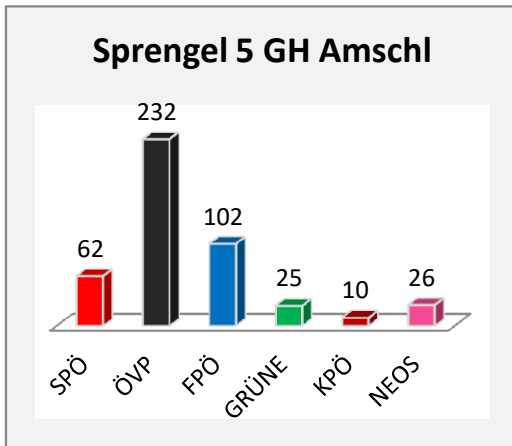
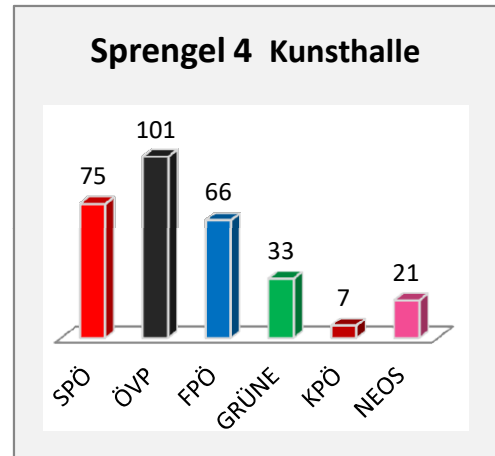
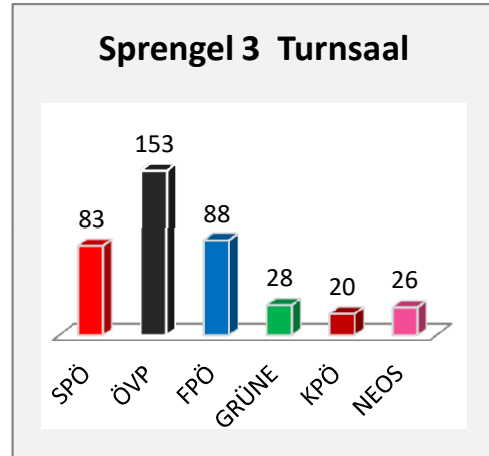
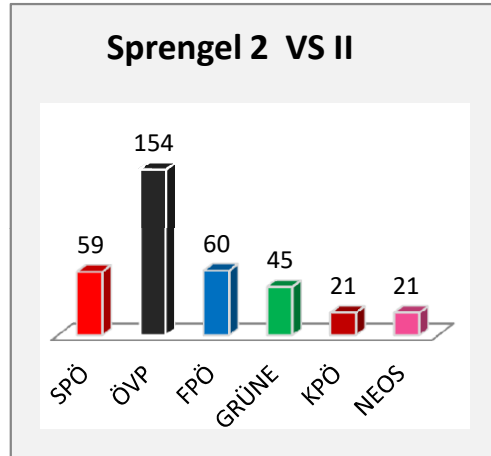
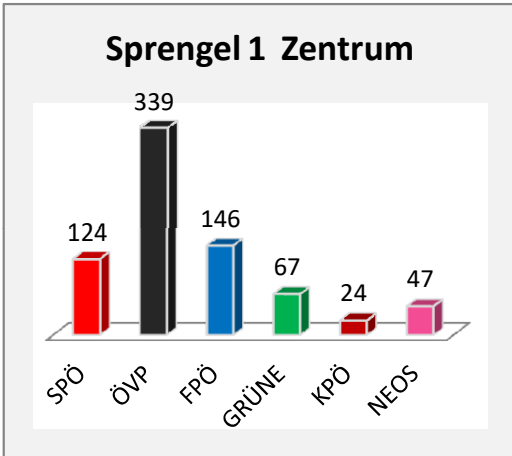
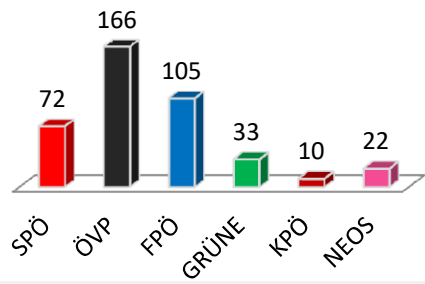


Landtagswahl 2019

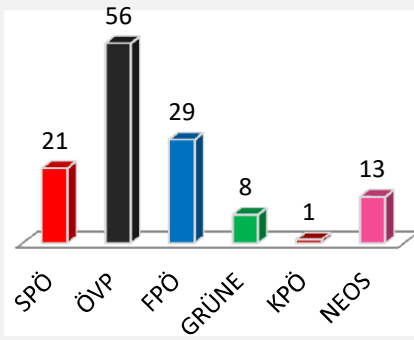
Sprengel	1	2	3	4	5	6	7	8	9	10	11	12	13	14	15	16	17
SPÖ	124	59	83	75	62	43	39	78	72	21	44	18	47	46	75	43	7
ÖVP	339	154	153	101	232	107	142	195	166	56	134	67	232	152	155	156	71
FPÖ	146	60	88	66	102	49	59	90	105	29	74	31	120	51	97	96	37
GRÜNE	67	45	28	33	25	17	13	40	33	8	24	8	22	26	21	18	4
KPÖ	24	21	20	7	10	3	0	9	10	1	10	5	8	10	3	3	2
NEOS	47	21	26	21	26	12	9	14	22	13	18	4	11	11	17	8	0
gültig	747	360	398	303	457	231	262	426	408	128	304	133	440	296	368	324	121
ungültig	2	1	3	2	6	1	5	5	4	2	1	1	1	3	4	3	2
Gesamt	749	361	401	305	463	232	267	431	412	130	305	134	441	299	372	327	123



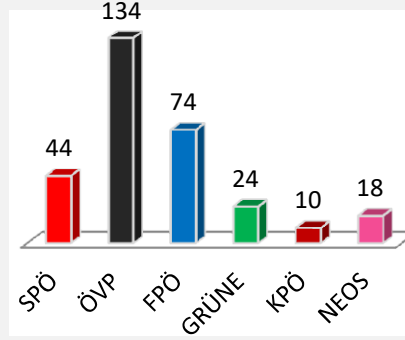
**Spr. 9 Gemeindehaus
Gniebing**



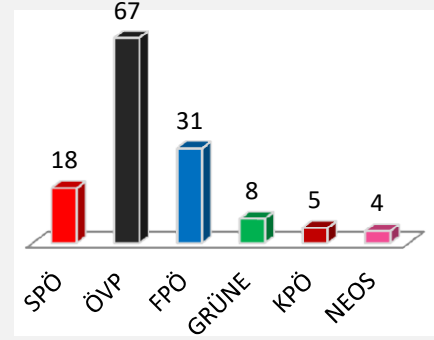
Spr. 10 GH Schwarz



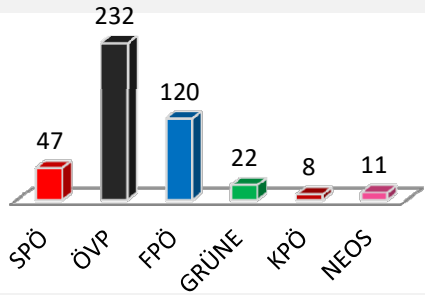
Spr. 11 GH Kleinmeier



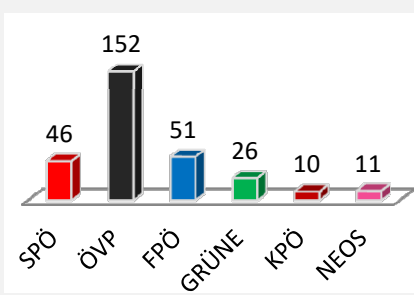
Spr. 12 GH Dorfwirt



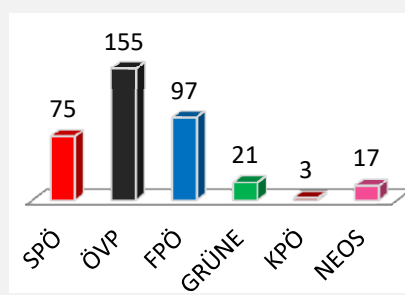
**Spr. 13 Gemeindeamt
Auersbach**



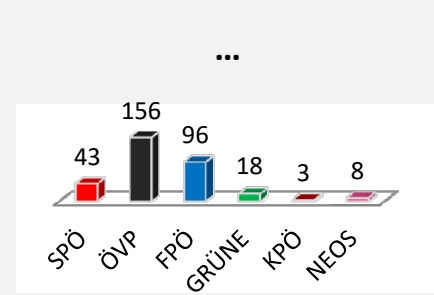
**Spr. 14 Gemeindeamt
Raabau**



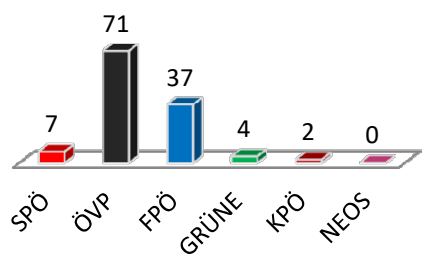
**Sprengel 15 Komm-
Zentrum Kultursaal**



Sprengel 16



**Sprengel 17 Rüsthaus
Edersgraben**



Wahlbeteiligung: **56,36** %